



Peel Test Tables

G50 test fixtures are ideal to test inflexible adherends for which a 180 ° peel test is not suitable because of the cracking, breaking or delamination of the adherend.

G50 is a robust fixture which also applies to testing high strength adhesives at loads to 10 kN (2250 lb). There are many variations of the G50 family including different table sizes and adjustable peel angles.

The bonded sample assembly is prepared and the two adherends pulled apart at a steady rate, starting at the open end of the bond. Separation occurs progressively along the length of the bonded adherends. The fixture is attached to the machine crosshead with cabling that ensures the lateral table movement is constant and independent of sample behavior. The standard G50 ensures a constant 90° angle occurs throughout.

Force is normal to the plane of the bond through the separated part of the flexible adherend. An upper grip is required (optional) for the flexible adherend. Test machine adapters are available to match your machine.



Standard G50 90 degree Table with cable to upper machine crosshead and G227 upper grips

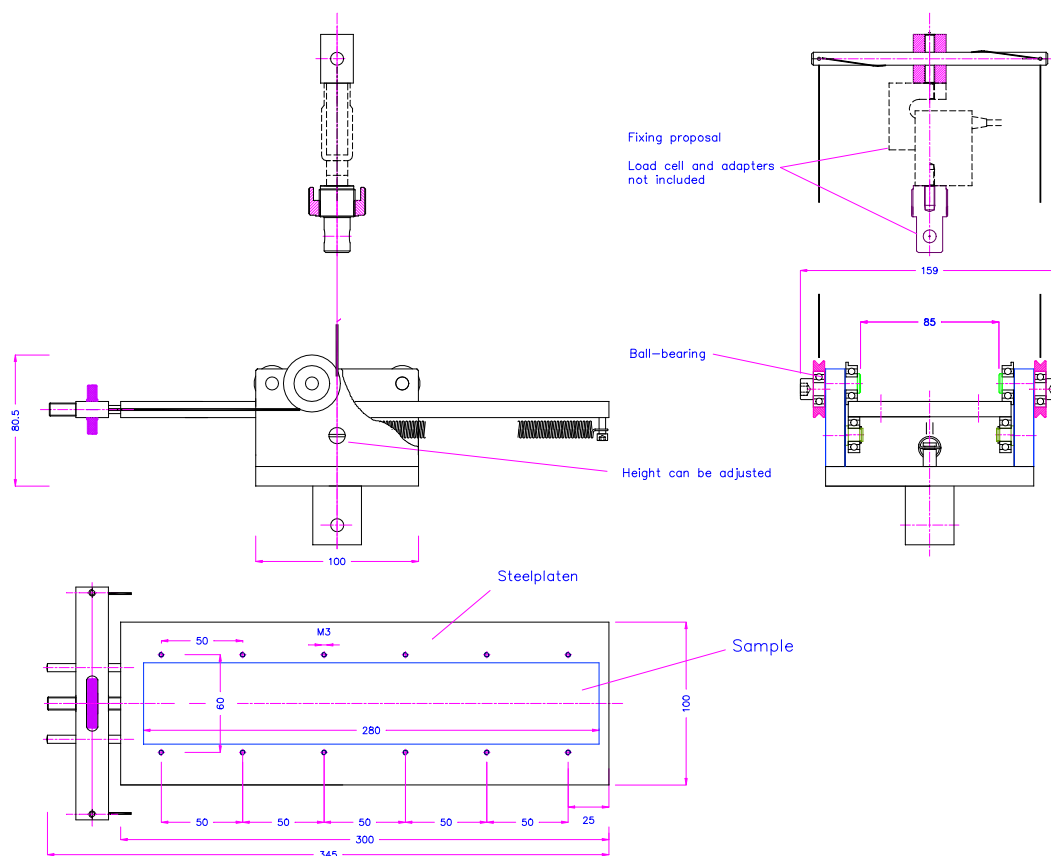
G50-10-55x300 Description

G50 fixtures consist of a table mounted in upper and lower low friction bearings, which is fixed by cable to the moving test machine crosshead using a supplied wire and pulley. As the crosshead moves up, the cable pulls the G50 table laterally to maintain a constant 90° angle peel.

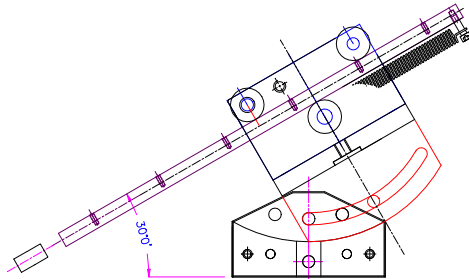
The 90° angle peel fixture measures the bond strength between laminated surface coatings, films, packaging, and their rigid backings, as well as other bonded structures.

The force required to peel the laminate is monitored by the load cell, providing a direct measurement of bond strength.

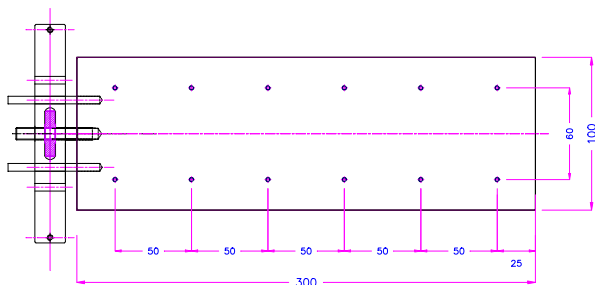
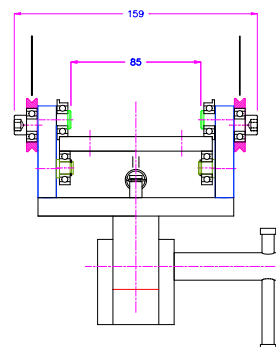
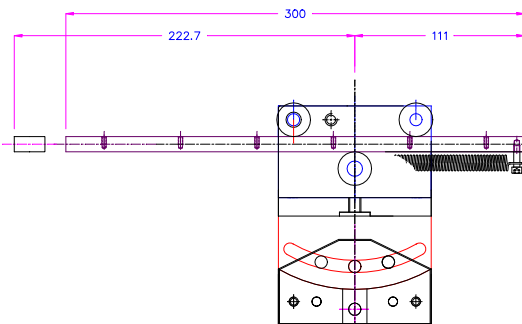
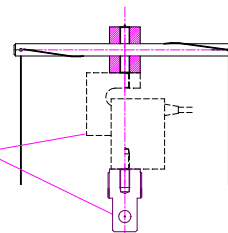
G50-10-55x300	
Maximum load	10 kN
Specimen width	0 – 50 mm
Specimen length	0 – 250 mm
Body	Steel, manganese phosphate coated
Temperature range	0 – 70 °C Other temperature ranges on request
Weight	5.15 kg
Includes	1 fixture with mounting bar, wire and wire end tubes



Adjustable Angle Adapter (0 to 30 degree)



Fixing proposal
Load cell and adapters
not included




Versions



G50-S31 Laterally Adjustable



G50-W130 Wide Sample Version



G50 - P2



G50 - S19

